

JESUS SAID

This is the contrary version of JESUS SAID with an additional ending. Again, it is in different formats for differently aged - or experienced - students.

The format is also suitable for that “binder music rack” for those using keyboards with no music rack so pages can be punched and hung on the 3 rings of the stand up binder.

Talk a lot about those little notes and what they mean and also count those lines and spaces up and down from the “Famous G” or the “Famous F” in order to figure out what key those notes in the notation formats are indicating. And, always remember to memorize and continually review and...



































PLAY AND SING WHEN ABLE!

Jesus Said - additional ending!
 Notes for rhythm....
 C Major hand position:
 C, D, E, F, G

Jesus Said

Je-sus said; "Let the lit-tle chil-dren come to Me."

Thank you Lord for lo-ving me!












 	 	 	-	  		 	 
 	 	 	-	 	 	 	 
      							

JESUS SAID with RH & LH
 Proceed basically one
 beat at a time until part 1
 is completely learned
 before going on.

JESUS SAID

Part 1










							
1	2	3	-	33	33	2	2
5	-	3	-	5	-	2	-
							

Continue in same
manner as Part 1.
Play parts 1 & 2,
singing if able.

JESUS SAID

Part 2



 3	 2	 1	-	 3	 5	 4	 2
1	-	5	-	1	-	2	-
p		p		p		p	









The end of song!
Learn this part then
play the entire song.
Keep reviewing and
singing!

JESUS SAID

Ending

Je-sus said; "Let the lit-tle chil-dren come to Me."
Thank you Lord for lo-ving me!



 3	 2	 1	 -
 1	 2	 3	 5



For students learning to read notation, but still relying on those color coded fingers! Talk about those notes and how they are “telling” which keys to play.

JESUS SAID

Measures 1,2



Measure 1: RH (C4, D4, E4, F4), LH (C3, G2).
Measure 2: RH (F4, G4, A4, B4, A4, G4, F4), LH (F3, C3).

Measure	RH Note	RH Finger	LH Note	LH Finger
1	C4	1	C3	5
1	D4	2	G2	3
1	E4	3		
2	F4	3	F3	1
2	G4	3		
2	A4	3		
2	B4	3		
2	A4	2		
2	G4	2	C3	2
2	F4			



Jesus said: Let the lit-tle chil-dren...

JESUS SAID

Measures 3,4,5



Musical notation for measures 3, 4, and 5 of the piece 'Jesus Said'. The notation is written on a grand staff with a treble and bass clef. The melody is in the treble clef, and the bass line is in the bass clef. The notes are: Measure 3: Treble (G4, A4, B4), Bass (C4, D4); Measure 4: Treble (C5, B4, A4, G4), Bass (E4, D4, C4); Measure 5: Treble (G4, A4, B4), Bass (C4, D4, E4). Fingerings are indicated by numbers 1-5 in different colors: Measure 3: Treble (3, 2, 1), Bass (1, 5); Measure 4: Treble (3, 5, 4, 2), Bass (1, 2); Measure 5: Treble (3, 2, 1), Bass (1, 2, 3, 5).



...come to Me. Thank you Lord for lov-ing me!

JESUS SAID

Je-sus said: Let the lit-tle chil-dren come to Me!
Thank you Lord for lov-ing me!

