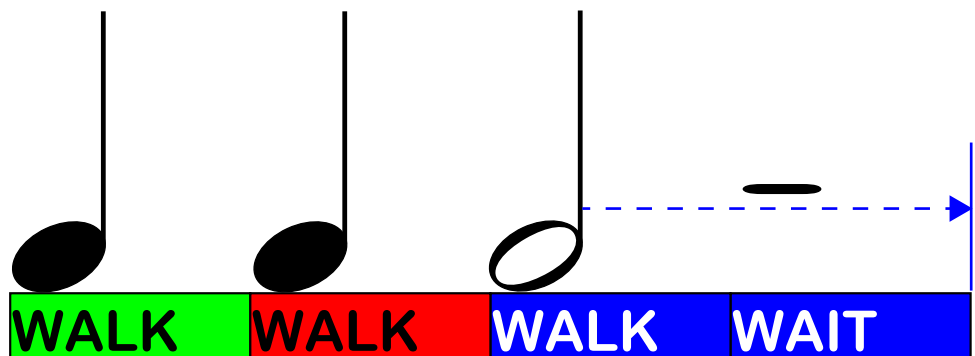
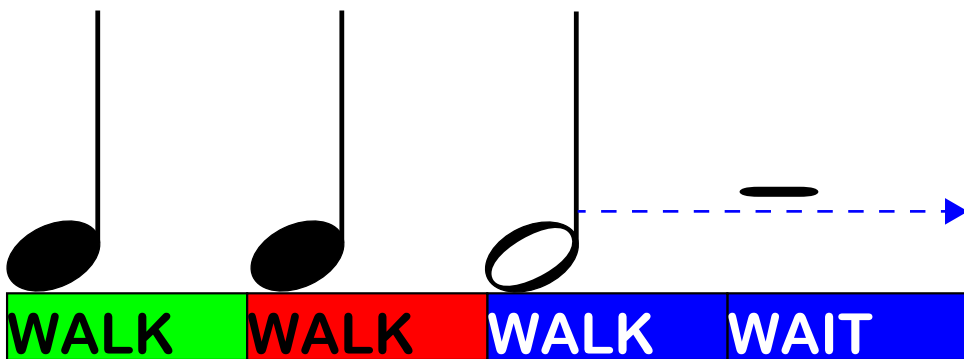
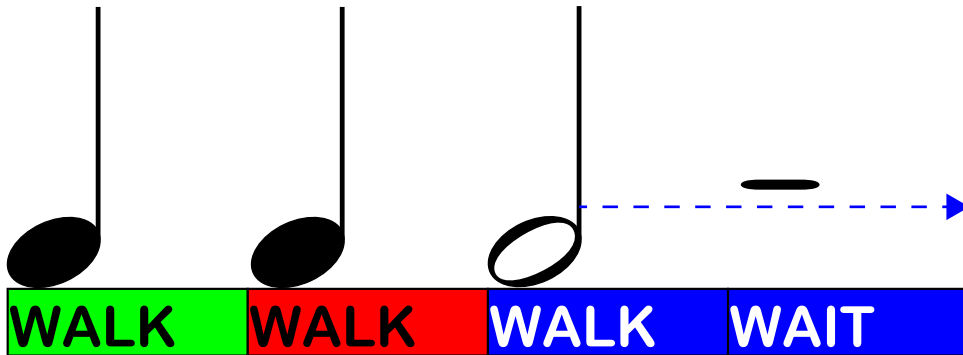


# HOT CROSS BUNS BEAT BOXES



# BEAT BOX GAME: HOT CROSS BUNS



This is one of my “clothes pin” games.  
Large plastic clothes pins work well in many different scenarios.

We have learned that quarter notes just walk walk walk.  
In music we say that quarter notes get one beat.  
You heard me tap or clap. I was tapping a music beat.

*Some students may be beyond Hot Cross Buns. That is good!  
They can show the others what to do with these beat boxes with ease then.*

I have drawn little boxes. I call them “beat boxes”. Each one is as long as a quarter note, so quarter notes get one box apiece.

The boxes match the colors of the fingers we use in Hot Cross Buns.  
That first line (point) has two quarter notes and a half note.

Why is there a dotted line from that half note to the end of the two blue beat boxes? Ahh, to remind us that half notes get 2 beats!  
Let’s just wrap our fist around our clothes pin and tap those walk walk walk wait boxes.

Remember not to move when we say “wait”.  
Just hold our clothes pin very still.

Ready? Go - Walk Walk Walk Wait

Let’s try the second line now. Oh....it is the same as the first line!

Ready? Go - Walk Walk Walk Wait

GOOD!

OK, now let’s try that third line - the One a pen-ny Two a pen-ny part.  
Boy, the notes have to be squished together to fit two per beat box!

Ready? Remember not to run too fast. Listen as I say the words.

RunRunRunRunRunRunRunRun

Now the last line - Ahh...same as lines 1 and 2.

Ready? Go - Walk Walk Walk Wait

Now let’s do the whole song! Sing the melody with the words.

Walk walk walk wait...walk walk walk wait...

Run run run run run run run run...walk walk walk wait

Now let’s tap through these beat boxes with the colors (singing melody)

Green Red Bluuue Green Red Bluuue

BlueBlueBlueBlueRedRedRedRedGreen Red Bluuue

Now words: Hot Cross Bunsss Hot Cross Bunsss

One a pen ny Two a pen ny Hot Cross Bunsss